

راهنمای نصب
درایور دیجیتال نور پس زمینه tv و کامپیوتر



Ambient Lighting LED Strip Kit


www.AtrinNovin.ir

آترین نوین

This Ambilight adds ambient backlight effects to Computer or laptop compliment on-screen video content. An Ambilight kit dynamically adjusts elements such as color and brightness to create a more immersive multimedia experience.

Package included

- 1) LED Controller
- 2) USB cable
- 3) LED Strip
- 4) Power adapter
(EU/US/UK/AU Plug)



LED Controller

It is best to use this kit with computer.


What software is needed?

Ambibox or Prismatic

Recommend to use Ambibox for Windows.

The lighting features:

- Color balance setting for each LED strip separately.
- Individual adjustable capture area for each LED strip
- Overall average color for all areas calculation mode
- Permanent backlight (lamp) mode
- Capture from video
- Capture from games (GDI, DirectX 10/11)



Choose the right kit for your montor




3 Sides



4 Sides

1m	2m	3m
<22 "	22-32 "	32-43 "
4m	5m	
43-60 "	60-80 "	



Cut the strip if it is too long for your screen.

Ambilight LED Strip



LED STRIP

5050 SMD Smart light strip-DC5V

30leds/m



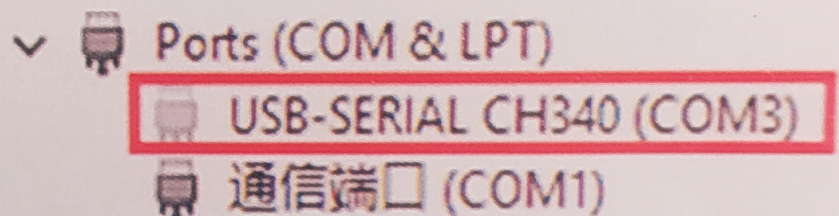
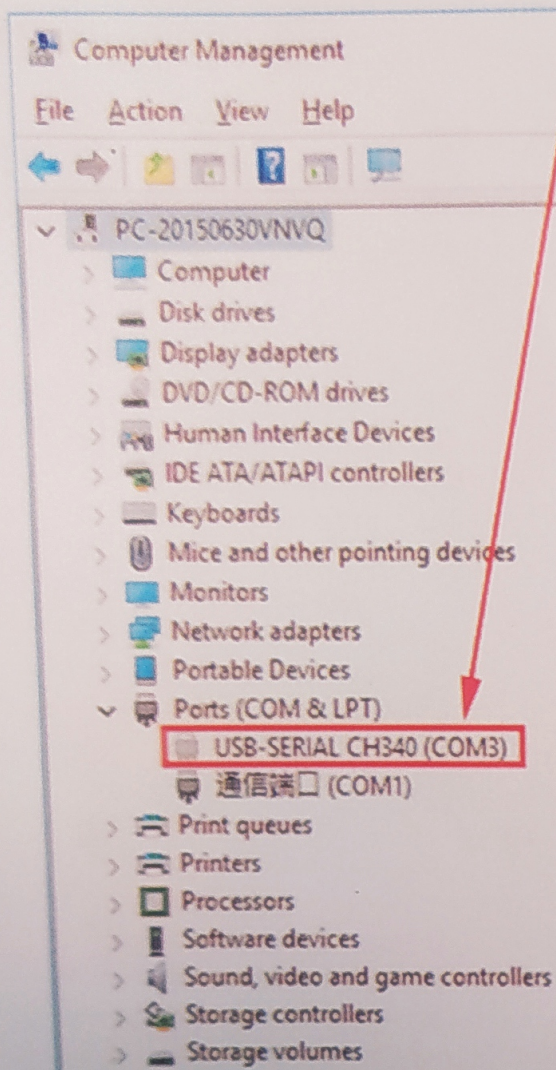
60leds/m



How to install on computer?

Setting up the Ambibox Capture Software

Download link: <http://www.ambibox.ru/>



Connect the Controller to the USB port and find it on the Device Manager. It can be COM3, COM4 or COM5 Depends on your device

Note: The USB Port should be CH340(COM*), if not have ,please download the CH340 Driver.

https://drive.google.com/open?id=1GS5FrjN5620I_RKJMOe5IAGNSqlke9jC

Profiles

☒ Use backlight

Ctrl + Alt + Num 2

Profile: Profile already exists

Profile already exists

Enable profile shortcut: 无

unknown

Mode: [Software] Screen capture

The method of screen capture

6. GDI FS no Aero

Delay output to LED



Maximum FPS 20

Capture speed: 19 FPS

+ Add profile

- Delete profile

Rename profile

4. Device: Adalight

2. Port: COM3

Device status: connected

5. Order of colors: RGB

3. Number of zones: 240

Troubleshooting

1. Less of settings

Adalight: connected

Save settings

Settings

Exit

Wizard capture zones

8. Number of zones horizontally 30

Horizontal lengthening of zones 0

Number of zones vertically 61

Vertical lengthening of zones 0

Offset of the first zone 0

Correction size perimeter 0

Overlapping zones 0

Bottom cutout 0

Placement zones 4 sides

Aspect ratio 1:1

Direction zones


Monitor Display 0

3D No

☐ No corners

Close


Apply



Set the correct parameters according to the installation of the light strip. Finally, click "apply".


www.AtrinNovin.ir

آترین نوین



BEFORE

AFTER



YINICE AMBILIGHT CONTROLLER

Supported systems:

Windows, Mac Os, Linux, Raspberry Pi.

www.AtrinNovin.ir

آترین نوین